ANNREN TECHNOLOGIES CO., LTD.
https://www.annren.com
e-Mail：sales@annren.com
TEL：+886-6-313-0155 FAX：+886-6-313-0225
No.196-19, Zhonghua Rd., Yongkang Dist., Tainan City 71069, Taiwan

# 9KW DC/DC Converter-Liquid
# Model No. ATD9K-640S27-W

## Features

1 Output Power: 9KW
2 Input Voltage: 400~800VDC
3 Output Voltage: 27.5VDC
4 Dimensions: 370 x 252 x 158mm
5 Weight: ≤ 13KG
6 Cooling System: Liquid, flow ≥ 8L/min
7 IP Rating: IP67
8 Communication Method: CAN-BUS J1939
9 Enclosure: Aluminum alloy
10. With Pre-charge & galvanically isolated
11 Software: Digital software design
12 Online Upgrade & Fault Diagnosis: Supported

## Specification

| Description | Technical Specification | Remark |
|---|---|---|
| Operating Temperature | -40~85°C | Coolant inlet temperature |
| Rated Output Power | 9 KW | Peak power: 10 KW |
| Input Voltage Range | 400~800VDC | |
| Rated Output Voltage | 27.5VDC | Voltage Range: 18-31Vdc Adjustable |
| Rated Output Current | 328A | |
| Auxiliary Voltage Range | 9~32VDC | VCC |
| Efficiency | ≥95% | Rated voltage, specific load |
| Output Voltage Ripple | ≤500mVPK-PK | |
| Output Voltage Accuracy | ±1% | |
| Wakeup Method | KL15(hardwire) | |
| Communication Method | CAN-BUS J1939 | |
| Quiescent Current | ≤2mA | Battery current will be consumed in sleep/standby mode |
| Protection Characteristics | Input OVP/UVP, output OVP/UVP, input anti-reverse connection, output short circuit protection, OCP, OTP | |
| EMC | GB/T 18655-2010 | |

ANNREN TECHNOLOGIES CO., LTD.
https://www.annren.com
e-Mail：sales@annren.com
TEL：+886-6-313-0155 FAX：+886-6-313-0225
No.196-19, Zhonghua Rd., Yongkang Dist., Tainan City 71069, Taiwan

# 9KW DC/DC Converter-Liquid
# Model No. ATD9K-640S27-W

## Structural Parameters ( unit : mm)

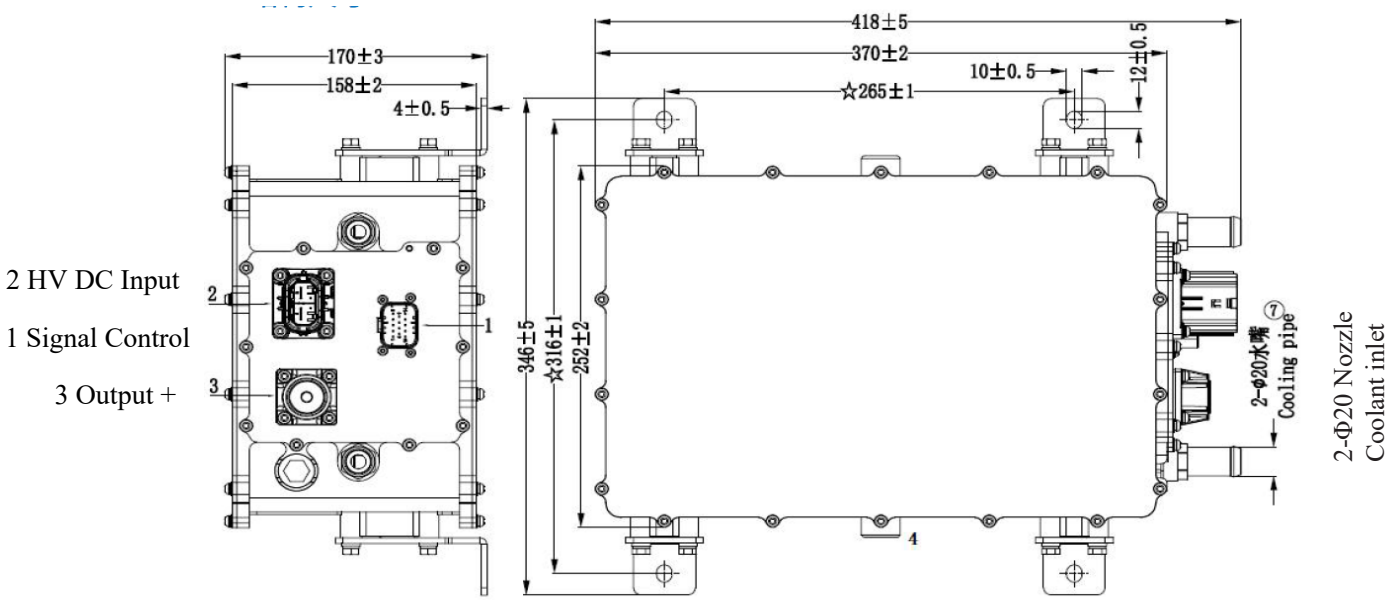


## Connector Model

| Position | Function | Brand | Socket Model | Plug Model |
|---|---|---|---|---|
| 1 | Signal control | Gvtong | GVT03-RS013-14-L02 | GE01-P008-14NNB-Y01 |
| 2 | HV DC input | Amphenol | HVC2P95MV101 | HVC2P95FS106 |
| 3 | Output + | CNNT | ACTB079S-M6 | M8 Screw |
| 4 | Output - | / | M8 Bolt | M8 Screw |

## Interface Definition

| Signal Control(1) | | HV DC Input(2) | | Output Positive(3) | |
|---|---|---|---|---|---|
| 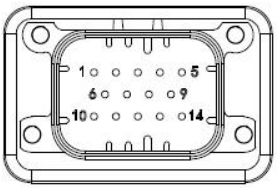 | | 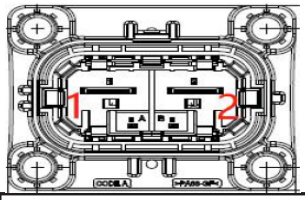 | | 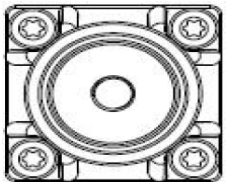 | |
| 1 | CAN-H | 1 | Input + | + | Output + |
| 2 | CAN-L | 2 | Input - | | |
| 3 | KEY (connect ON) | A | HVIL_IN | | |
| 4 | VCC + (connect to power supply) | B | HVIL_OUT | | |
| 5 | GND | | | | |
| 6 | HVIL_IN | | | | |
| 7 | HVIL_OUT | | | | |
| 8-14 | NC | | | | |
| | | | | | |