

Product Name: 6.6KW On Board Battery Charger

Specification



1. Overview

AR-HK-J series 6.6KW charger was specially designed for supplying the electricity for electric vehicle's power battery, on the basis of the national standards for the charger. This product has the advantages of not only high efficiency, small size, high stability, long lifespan, but also high protection grade, high reliability and completed protection functions. It's definitely an ideal charging power supply for electric vehicles.

This charger has built-in heat-sensing device and can automatic recover through the thermal protection. Fully sealed potting process and up to IP67 protection level ensures no causing trouble in any complex environment.

Main Feature: Fully Sealed, Enforce air Cooling (Module Optional)

Reliable working under -35°C - $+85^{\circ}\text{C}$

Internal temperature sensor

Shut off inside temperature over 90°C

IP67 Protection Level

Working well in immersion shortly

2. Essential Parameter

Hardware	DC output Voltage Range	Max Output Current	Lead Acid Battery Charger Model	Lithium Battery Charger Model
48V80A	18-68VDC	80A	AR-HK-J-48-80	AR-HK-J-H66-80
72V80A	25-99VDC	80A	AR-HK-J-72-80	AR-HK-J-H99-80
96V64A	34-132VDC	64A	AR-HK-J-96-64	AR-HK-J-H132-64
144V46A	50-198VDC	46A	AR-HK-J-144-46	AR-HK-J-H198-46
312V20A	110-440VDC	20A	AR-HK-J-312-20	AR-HK-J-H440-20
540V12A	170-650VDC	12A	AR-HK-J-540-12	AR-HK-J-H650-12

3.Features

Items		Data
Input	AC Input Range	AC 90~265V
	Frequency	45-65Hz
	Input Current	$\leq 32\text{A}$
	Power Factor	≥ 0.99 Half loading
	Efficiency	$\geq 93\%$ Full loading
	Standby Consumption	$\leq 10\text{W}$
Main	Output Mode	CV / CC

Output	Output Voltage	6600W @ 220VAC; 3300W @ 220VAC
	CV Accuracy	±1%
	CC Accuracy	±2%
	Ripple Voltage Coefficient	5%
Low Voltage Output	Output Mode	CV
	Output Voltage	13.8V/27.6V
	CV Accuracy	±1%
	Nominal Current	5A
	Max Current	5.5A±0.5A
	CC Accuracy	±2%
	Ripple Voltage Coefficient	1%
CAN Communication	CAN Communication	Optional
	Baud Rate	125Kbps、250Kbps、500Kbps
	Terminal Resistance	NO

4. Protection Feature

Protection	Input Over-voltage Protection	AC285±5V
	Input Under-voltage Protection	AC85±5V
	Output Over-voltage Protection	Stop the output when exceeds + 1% of the maximum output voltage
	Output Under-voltage Protection	Stop the output when below -5% of the minimum output voltage
	Output Over-current Protection	Stop the output when exceeds + 1% of the maximum output current
	Over-temperature Protection	Power down from 85 °C and shut off at 90°C
	Short-circuit Protection	Stop Output
	Battery Reverse Connect Protection	Fuse Burned-out
	Ground Protection	≤100mΩ
	CAN communication Protection	Automatically stop the output when CAN communication fails
	Power-off Protection	YES

5. Safety and others

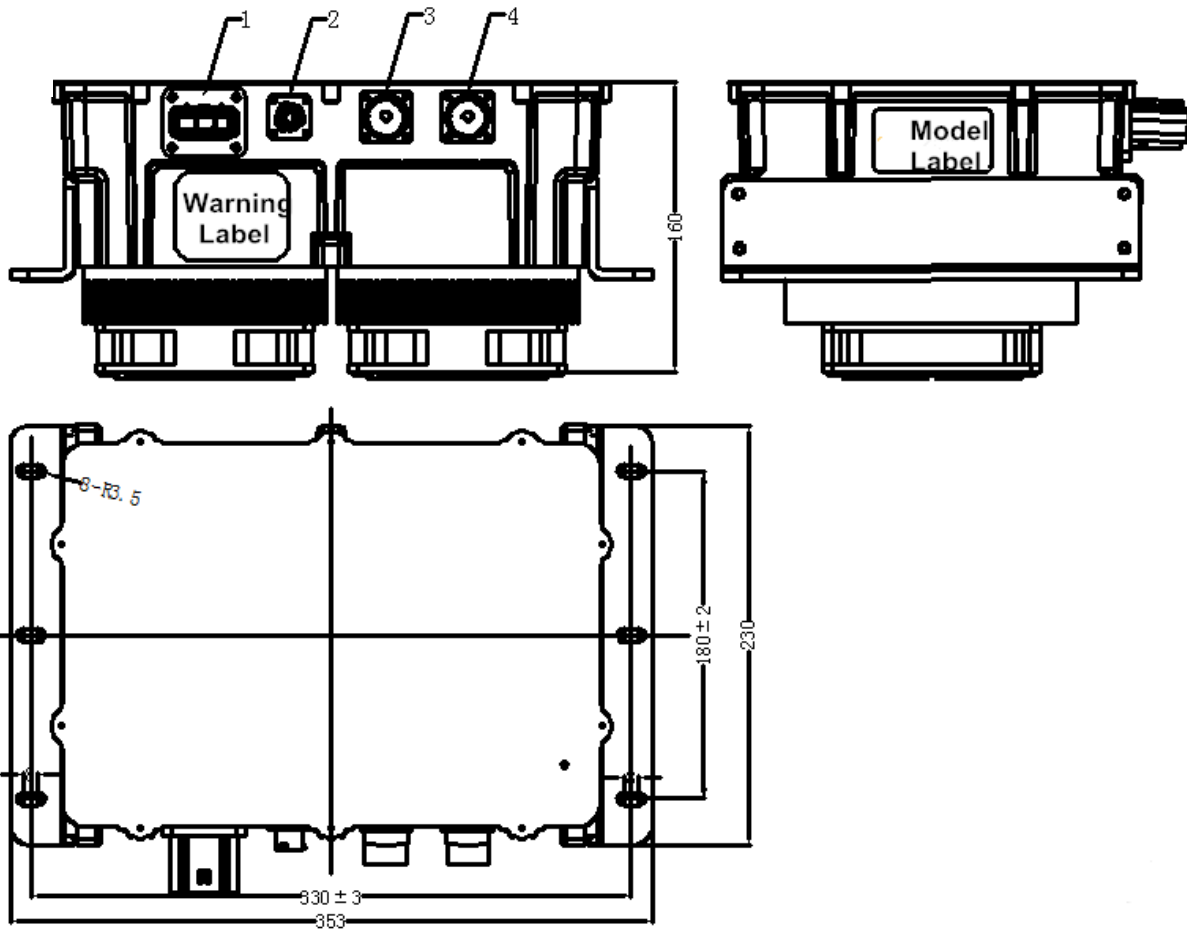
Safety&Others	Withstand Voltage	Input to Output: 2000VAC≤10mA Input to Ground: 2000VAC≤12mA Output to Ground: 2000VAC≤10mA, all 1min
	Insulation Resistance	Input, output, signal terminal to casing≥10MΩ Testing Voltage 1000VDC
	Electromagnetic Immunity	GB/T 18487.3-2001 11.3.1
	Electromagnetic Abusive	GB/T 18487.3-2001 11.3.2
	Harmonic Current	GB 17625.1-2003 6.7.1.1
	Inrush Starting Current	≤24A
	Current-rise Time	≤5S, Overshoot≤5%



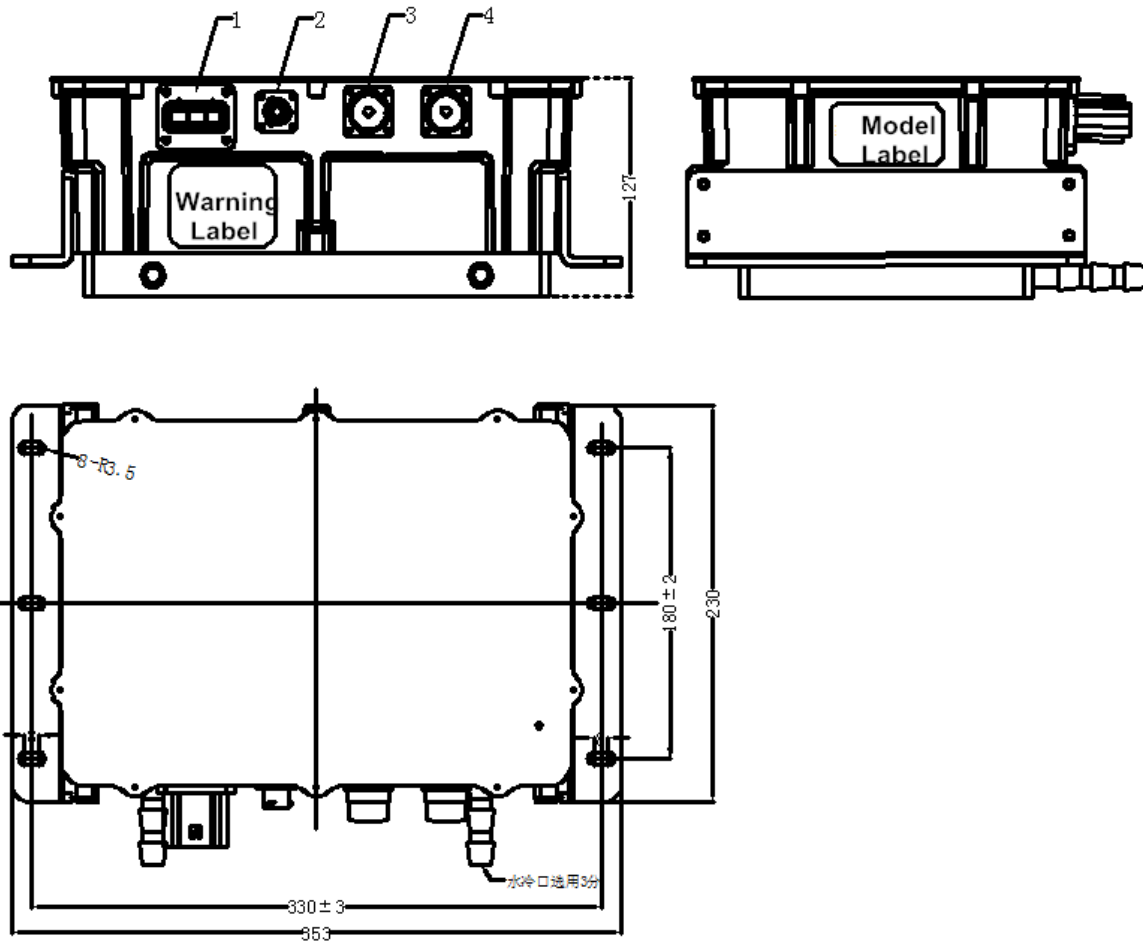
Close Response time	100% to 10% ≤ 50mS, 100% to 0% ≤ 200mS
Anti-Vibration	10 – 25Hz Amplitude 1.2mm, 25 – 500Hz 30m/s ² , 8hrs per direction
Noise	≤ 60dB(A Class)
MTBF	150000H
Work Environment	Relative Temp 5%-95% No condensation
Working Temperature	-35°C ~ +85°C
Storage Temperature	-55°C ~ +100°C

6. Installation Dimensions and Connector Definition

6.1.1 Installation Dimensions (Enforce Air Cooling,) Nominal Voltage under 144V and included:



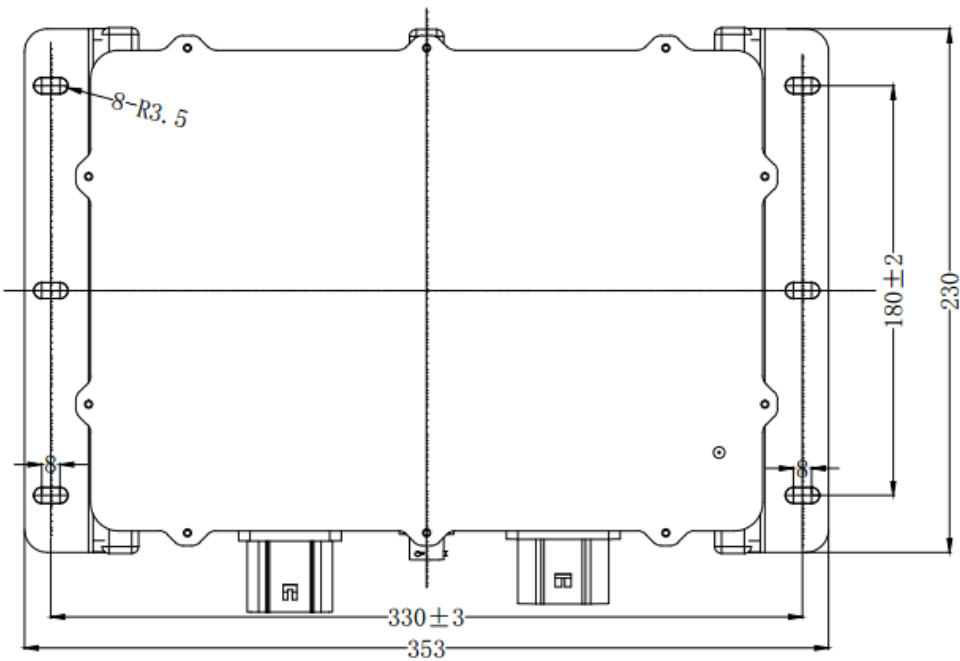
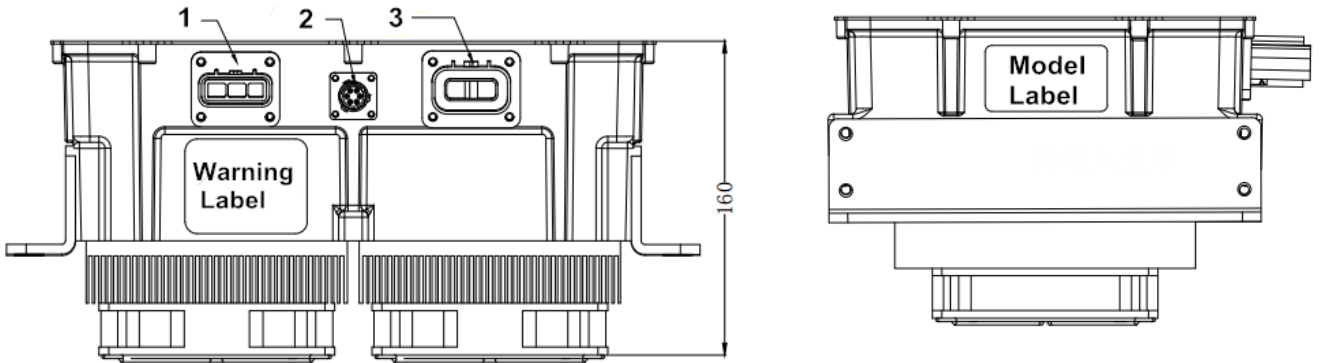
6.1.2 Installation Dimensions (Liquid Cooling)



6.2 Interface Definition

S. N.	Terminal Name	Terminal Definition	Male Connector	Female Connector	Ver.
1	Charger's AC Input	A: NULL Line B: GND Line C: Fire Line	XXC106-EV-P3Z	XXC106-EV-S3T	XINXI
2	Signal Control	A-CAN L, B-CAN H, C-CAN GND, D-12V+, E-12V-, F-Enable.	XXC103-EV-P6ZC	XXC103-EV-S6TC	XINXI
3	Charger's DC Output	Positive	DY6-1ZP(180°)	DY6-1TY(180°)	XINXI
4	Charger's DC Output	Negative	DY6-1ZP(90°)	DY6-1TY(90°)	XINXI

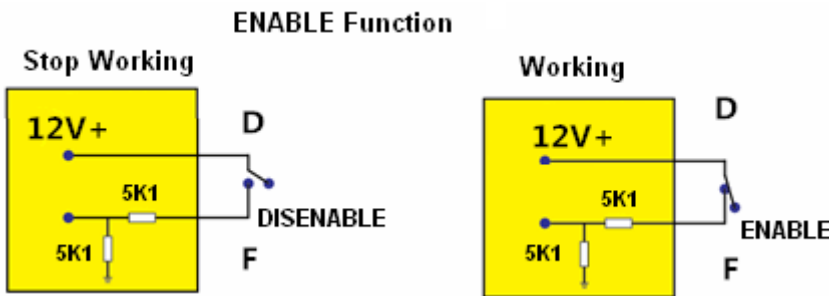
6.3 Installation Dimensions (Enforce Air Cooling,)Nominal Voltage above 312V, 540v;



6.4 Interface Definition;

S. N.	Terminal Name	Terminal Definition	Male Connector	Female Connector	Ver.
1	Charger's AC Input	A-Null line, B- GND C-Fire Line,	XXC103-EV-P4ZA	XXC103-EV-S4TA	XINXI
2	Signal Control	A-CANL, B-CANH, C-CANGND, D-12V+, E-12V-, F-Enable	XXC103-EV-P6ZC	XXC103-EV-S6TC	XINXI
3	Charger's DC Output	A-Positive B-Negative	XXC103-EV-P4ZB	XXC103-EV-S4TB	XINXI

6.5 Enable Control



7.LED Status

1). Initial State

Red Off Green Off Red Off Green Off Red Off Green Off Red Off Green Off

2). Charging State

Red Off Red Off Red Off Red Off Red Off Red Off Red Off Red Off

3). Stand-by State

Green Off Green Off Green Off Green Off Green Off Green Off Green Off Green Off

4). Fault State

Red Green Red Green.....Other error status word error

Red Green.....Wrong Battery

Red Green Red.....Wrong Communication

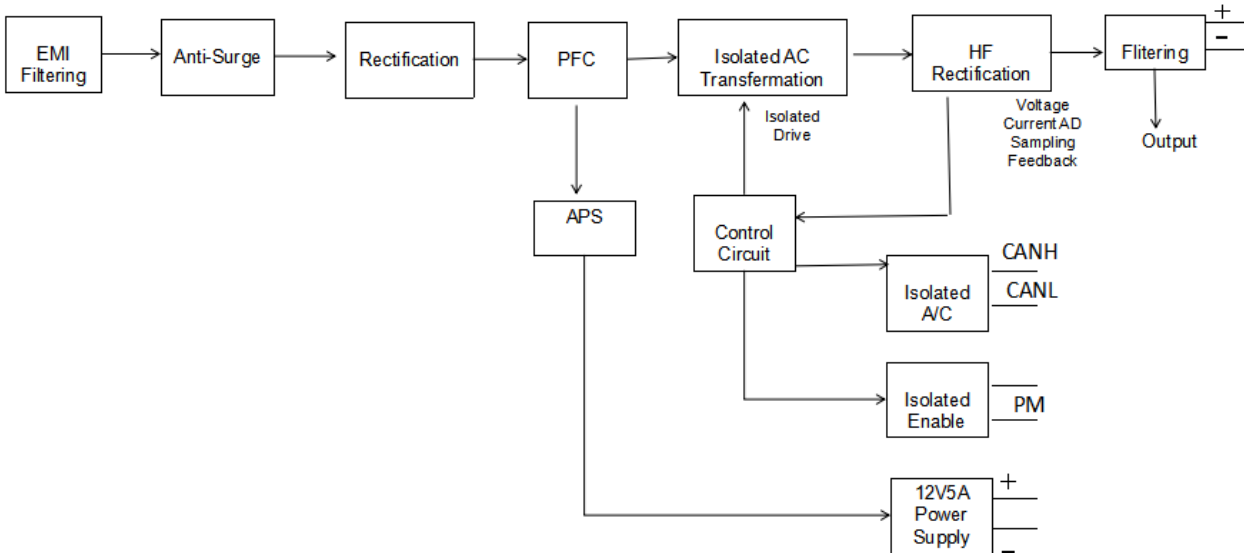
Green Red.....Wrong Input Voltage

Green Red Green.....Internal Temperature Protection

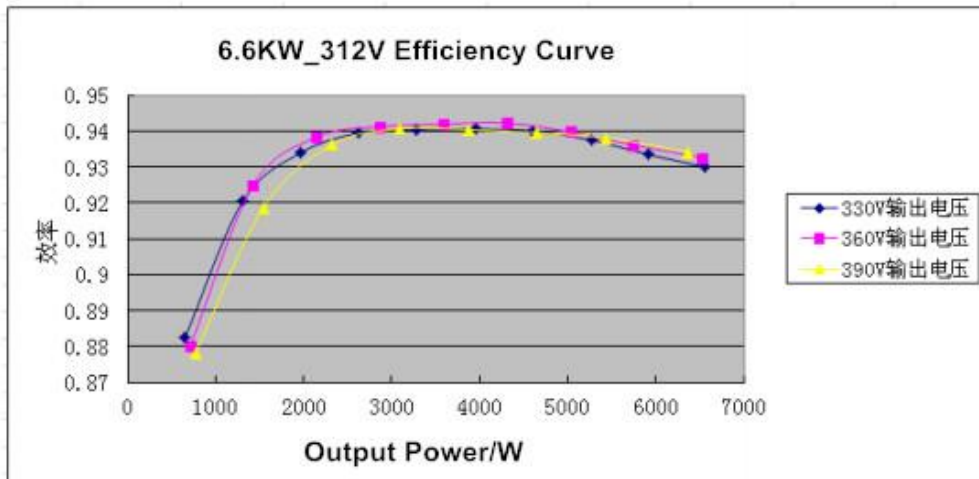
Green Red Green Red.....Wrong Hardware

8. Schematic diagram and the efficiency curve

8.1 Schematic Diagram



8.2 Efficiency Curve



9. Appearance Requirements

- 1). Outer surface should be smooth without obvious defects such as scratch, deformation. Surface coating should be uniform.
- 2). The nameplates and signs should be installed firmly with the neat handwriting.
- 3). Spare parts should be fastened reliably without rust, burrs, cracks and other defects and damage.
- 4). Each product should be marked with product identification in obvious place, including part number, product brand, product type, production number, name of production enterprises, the warning message, etc

10. Packaging, Transport and Storage

1). Packaging

On the packing box, there are product name, product part number, product brand, product type, production number and name of manufacturer; In packing box, along with the technical documents, it includes packing list, quality certificate, product specification.

2). Transportation

Suitable for cars, boats, aircraft, transportation. The products have to be prevented against sunshine and moisture and in a civilized transportation.

3). Storage

Product should be stored in the packing box when it is not used and be maintained in a 5 °C to 40 °C clean, dry and well-ventilated environment. It should not be stored together with chemicals, acid and alkali substances etc,. Should avoid storing in the sun, fire, water and avoid storing with corrosive substances. The storage period is 2 years (from the inventory date of the factory). After the 2 years of storage period, the products should still comply with the provisions of the relevant standards.

Contact Information

Alisa Chen
Director of Sales & Marketing
No.196-19, Zhonghua Rd., Yongkang Dist., Tainan City 71069, Taiwan
Tel : +886-6-313-0155 Fax : +886-6-313-0225
eMail : sales@annren.com